

# Fund Recovery Update

*June 12, 2025*

*CT Paid Leave Authority*

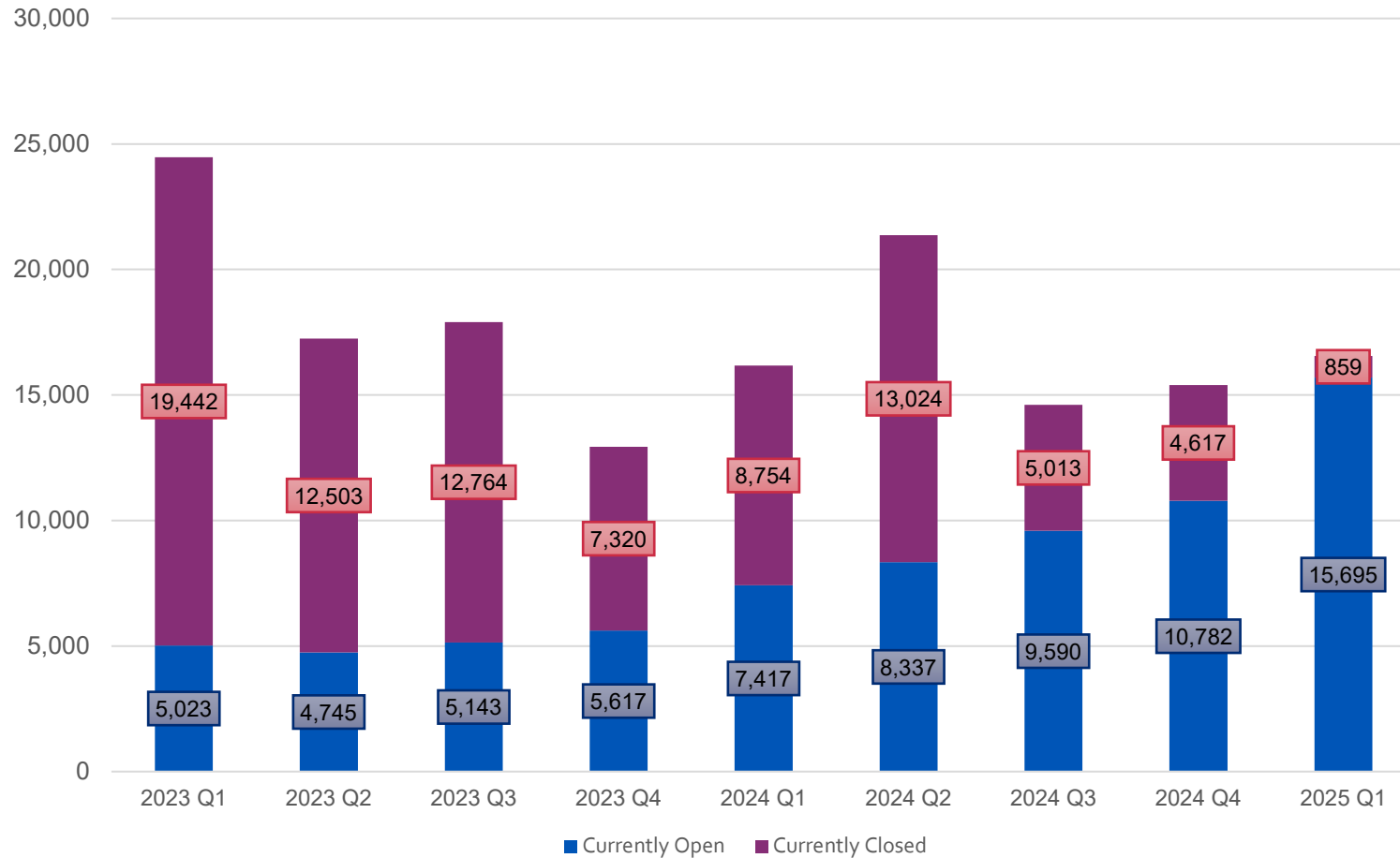
*Board of Directors Meeting*

# Non-Compliance Notices

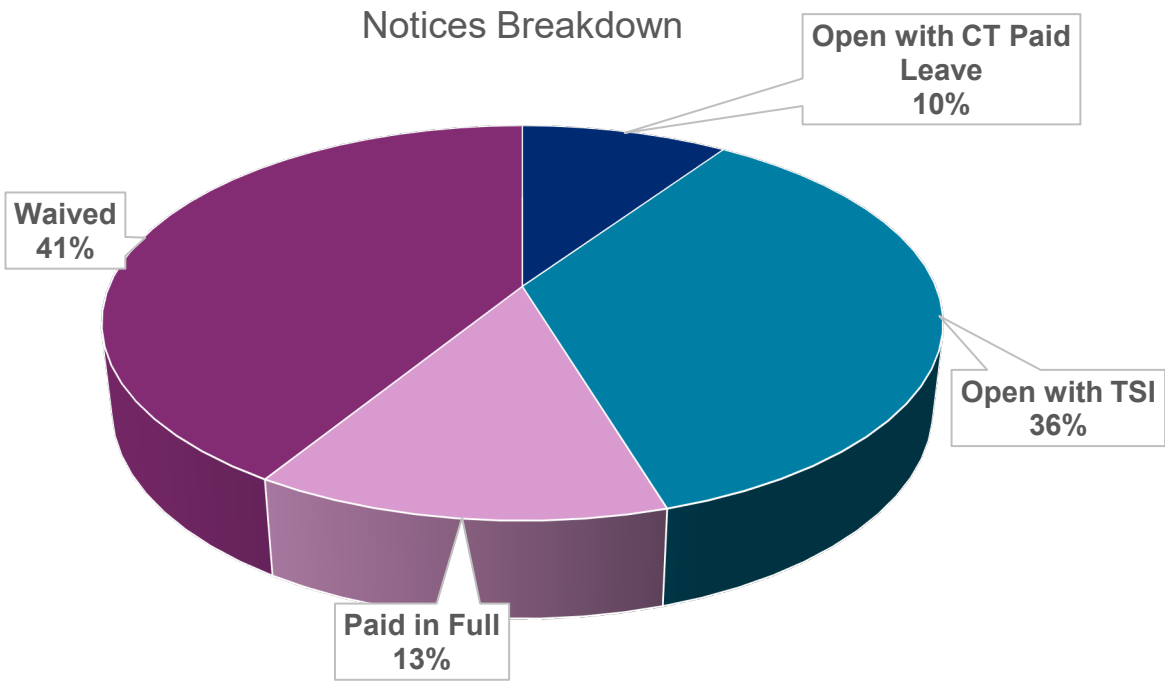
- 156,760 Notices were sent to 59,945 unique employers for Q1 2023 – Q1 2025
- 22,311 Employer notices paid for 12,321 unique employers
- 28,322 Employer accounts status updated to currently not covered by the program
  - 48% Employer accounts updated by working with TPA's, DOL, & DRS
- 64,618 Notices waived for 32,291 unique employers
- 64,726 Notices for 21,010 unique employers were sent to Fund Recovery Vendor.

Notice Year	2023	2024	Q1 2025	Total
Employer Quarterly Notice Payments	12,782	8,486	1,043	*22,311
Outstanding Base Amount Paid	\$ 3,210,221	\$ 2,293,863	\$ 234,002	\$ 5,738,086
Penalty Amount Paid	\$ 817,929	\$ 558,627	\$ 63,411	\$ 1,439,966
Interest Amount Paid	\$ 135,587	\$ 48,599	\$ 2,330	\$ 186,515
<b>Total Payments Received</b>	<b>\$ 4,163,737</b>	<b>\$ 2,901,089</b>	<b>\$ 299,742</b>	<b>\$ 7,364,568</b>
* 12,321 Unique Employers				

# Non-Compliance Notices



# Non-Compliance Notices



# Fund Recovery Vendor

- Transworld Systems Inc. (TSI)
  - 3,897 Employer notices paid
  - 15,255 Employer notices waived
  - 29.59% of 64,726 Notices sent to TSI resolved

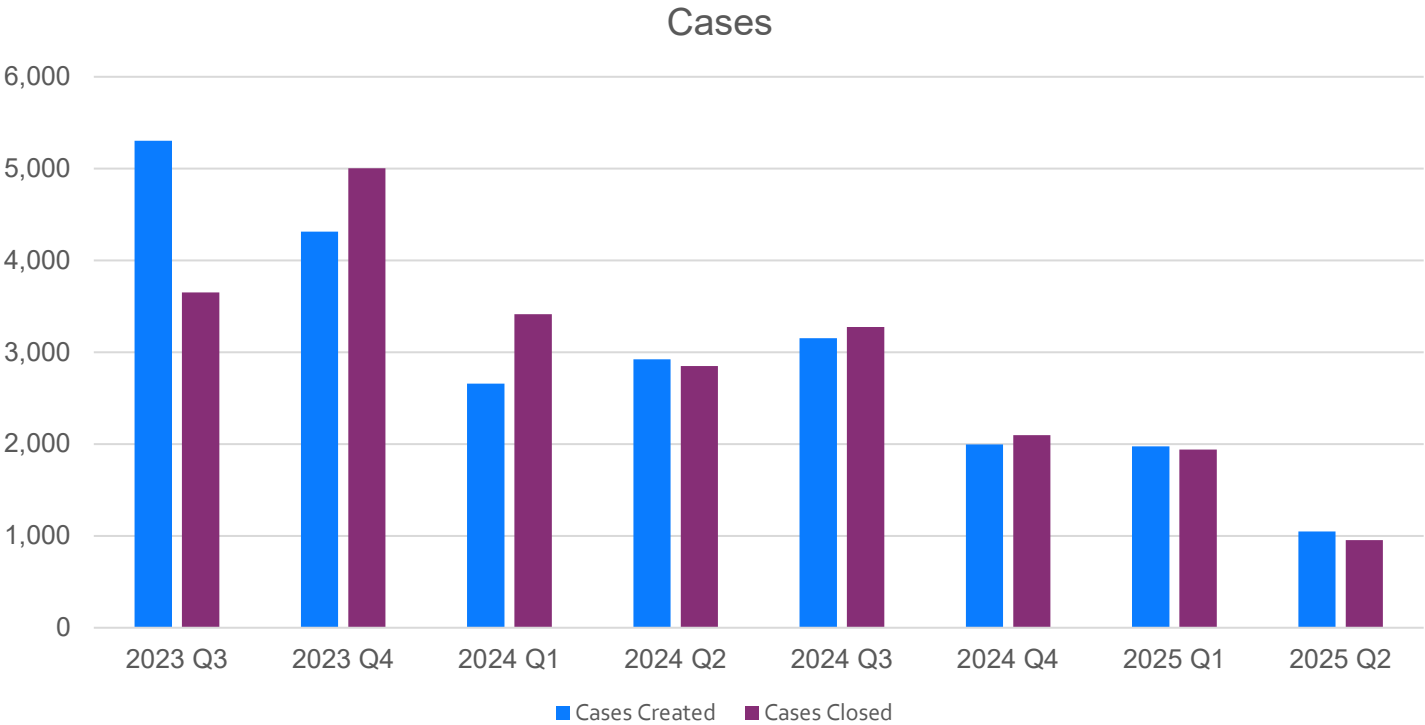
NoticeYear /Quarter	Notices Sent to TSI		Notices Waived		Notices with payments		Amount Paid
2023 - 1	7,743		2,049		680		\$ 329,561.46
2023 - 2	7,612		2,192		709		\$ 268,280.58
2023 - 3	8,156		2,276		789		\$ 253,862.01
2023 - 4	8,010		1,914		522		\$ 162,462.94
2024 - 1	10,502		2,564		576		\$ 171,050.15
2024 - 2	10,862		2,176		402		\$ 99,365.49
2024 - 3	11,841		2,084		219		\$ 77,273.10
Total	<b>64,726</b>		<b>15,255</b>		<b>3,897</b>		<b>\$ 1,361,855.73</b>
% Resolved			23.57%		6.02%		

# Non-Compliance Notices Case Activity

- 24,073 Cases submitted
- 23,818 Cases closed and 258 being reviews by Finance team
- 4,750 Contacts added to 4,410 employer accounts after notices sent out

Finance Activity	Q3 2023	Q4 2023	Q1 2024	Q2 2024	Q3 2024	Q4 2024	Q1 2025	Q2 2025*
Total cases created	5,304	4,315	2,660	2,923	3,155	1,996	1,976	1,744
Avg. cases created per week	442	332	205	225	243	143	165	174
Avg. cases actioned per week	922	1,169	704	512	553	392	299	334
Avg. actions per day	185	250	151	108	114	83	64	70
Avg. cases closed per week	304	385	263	219	252	150	162	159
Avg. cases closed per day	64	83	56	45	52	33	34	34
* As of May 31, 2025								

# Non-Compliance Notices Case Activity



# Registration Outreach

- 3,848 Employer Mailers sent with 17% response rate
- 411 Employers remitted contributions of \$441k

<b>Mailer Date</b>	<b>Mailers Sent</b>	<b>Accounts Registered with CTPL</b>	<b>Accounts Corrected with CTPL</b>	<b>Accounts Updated in CT DOL</b>	<b>Response Rate</b>	<b>Amount Paid</b>
1/10/2025	1,455	231	27	10	18%	\$306,056.92
4/10/2025	2,393	324	41	11	16%	\$135,886.09
<b>Total</b>	<b>3,848</b>	<b>555</b>	<b>68</b>	<b>21</b>	<b>17%</b>	<b>\$441,943.01</b>



# Registration Outreach

	Mailer Date		
Contribution Year	1/10/2025	4/10/2025	Grand Total
2021	\$40,150.38	\$6,708.58	\$46,858.96
2022	\$25,274.23	\$11,103.41	\$36,377.64
2023	\$30,507.00	\$28,952.14	\$59,459.14
2024	\$109,707.14	\$47,870.80	\$157,577.94
2025	\$100,418.17	\$41,251.16	\$141,669.33
<b>Grand Total</b>	<b>\$306,056.92</b>	<b>\$135,886.09</b>	<b>\$441,943.01</b>